

POTTER COUNTY TREASURER

2022 THIRD QUARTER INVESTMENT REPORT



Commissioners' Court
July 25, 2022
Potter County Treasurer
Leann Jennings

This report will reflect the investment position of Potter County from April 1, 2022 through June 30, 2022.

The investment strategy for all funds for the third quarter of our 2022 fiscal year was that of the investment pool in TexPool, TexPool Prime, Texas Class, Financial Northeaster Companies and Amarillo National Bank.

NOTE:

TexPool and Texas Class investments do not have a stated maturity, funds are available daily. Please see the monthly reports enclosed for ownership and changes in book and market value and their monthly information.

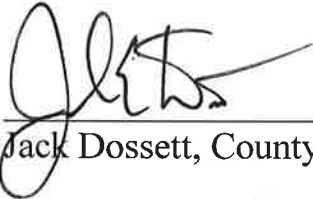
Respectfully,



Leann Jennings
Potter County Treasurer/Investment Officer

Potter County 2022 Investment Committee:

Commissioner H.R. Kelly, Precinct 1



Jack Dossett, County Auditor



Jackson Latimer, Assistant County Attorney

County of Potter

STATE OF TEXAS

TREASURER'S OFFICE
900 S. POLK, SUITE 401
AMARILLO, TEXAS 79101-3412



PHONE: (806) 349-4834
FAX: (806) 349-4845
leannjennings@co.potter.tx.us

LEANN JENNINGS
COUNTY TREASURER

JULY 25, 2022

The Honorable Commissioners' Court
Potter County
Amarillo, Texas 79101

The Pubic Funds Investment Act requires that not less than quarterly under Section 2256.023, that the investment officer will prepare and submit to the Commissioners' Court a written report of investment transactions for all funds for the preceding reporting period within a reasonable time after the end of the period. This section also requires that the report reflect the following:

- A) The investment position of Potter County on the date of the report.
- B) A summary statement of each pooled fund group that states the:
 - a. Beginning market value for the reporting period;
 - b. Additions and changes to the market value during the period;
 - c. Ending market value for the period; and
 - d. Fully accrued interest for the period.
- C) State the book value and market value of each separately invested asset at the beginning and end of the reporting by the type of asset and fund type invested.
- D) State the maturity date of each separately invested asset that has a maturity date.
- E) State the account or fund or pooled group fund in the county for which each individual investment was acquired.
- F) And, state the compliance of the investment portfolio of the county as it relates to:
 - a. The investment strategy expressed in the county's investment policy;
 - b. Relevant provisions of this chapter.

POTTER COUNTY DEPOSITORY ACCOUNTS - INTEREST PAID

ACCOUNT:	THIRD QUARTER 2022		APRIL		MAY		JUNE	
	BALANCE	INTEREST EARNED	BALANCE	INTEREST EARNED	BALANCE	INTEREST EARNED	BALANCE	INTEREST EARNED
1) JUVENILE FUND	34,006.40	14.56	34,080.34	24.31	34,105.34	30.27		
2) JUVENILE PROBATION STATE FUND	105,918.07	45.28	113,873.27	81.23	73,311.84	65.07		
3) JUVENILE IV-E FUND	92,660.30	39.61	110,061.54	78.51	131,870.50	117.05		
4) JUVENILE PROBATION	214,773.89	903.84	2,203,196.01	1,571.77	1,701,071.13	1,509.95		
*5) DISBURSEMENT ACCOUNT	1,522,588.76	650.74	1,195,993.52	853.23	1,228,540.67	1,090.51		
6) INSURANCE ACCOUNT	3,634,793.37	1,553.48	3,679,126.37	2,624.71	3,666,967.04	3,254.96		
*7) CO. ATTY HOT CHECK FUND	6,823.08	2.93	4,747.64	3.37	4,686.85	4.16		
*8) DIST. ATTY HOT CHECK FUND	113,084.20	48.33	112,882.12	80.53	112,741.12	100.07		
9) DIST. ATTY FORFEITURE RELEASE	115,652.12	49.43	116,786.42	83.31	112,451.94	99.82		
10) GENERAL OPERATING FUND	6,140,759.39	2,624.51	2,763,970.89	2,002.26	3,673,794.31	3,622.03		
11) CO. CLK RECORDS MGMT&PRESERVATION	325,193.45	138.99	338,005.82	241.13	342,754.09	304.24		
12) ELECTION FUND	1,038,761.36	443.96	1,035,355.78	738.63	1,046,173.09	928.63		
13) VOTER REGISTRATION FUND	7,369.72	3.15	7,372.73	5.25	7,378.13	6.55		
14) INTEREST & SINKING ACCOUNT	4,975,015.65	2,126.29	5,045,018.43	3,599.15	5,089,984.47	4,518.10		
15) DETENTION CTR. COMMISSARY ACCOUNT	413,205.22	176.60	412,700.14	294.42	429,849.42	381.55		
*16) TAX OFC STATE & COUNTY TAXES	559,655.24	239.20	465,975.24	332.42	399,368.62	354.50		
*17) TAX OFC CREDIT CARD ACCOUNT	890,589.28	380.64	507,450.55	362.01	409,723.38	363.69		
*18) TAX OFC HIGHWAY FUNDS	1,391,919.16	594.90	927,738.57	661.85	713,124.85	633.00		
*19) TAX OFC VEH. INVENTORY TAX ESCROW	266,137.61	113.74	383,337.59	273.48	479,730.66	425.83		
20) LOCAL LAW ENFORCEMENT BLOCK GRANT	213,224.00	9.11	61,189.62	43.65	62,241.10	55.25		
21) TAX OFFICE IRP ACCOUNT	42,672.67	18.25	18,197.70	12.97	7,444.05	6.61		
22) CAD#1	6,795,021.45	2,904.14	6,851,397.01	4,887.83	6,954,907.17	6,173.49		
23) CSCD JUDICIAL FUND	1,314,531.43	561.82	1,348,028.91	961.69	1,502,568.56	1,333.75		
24) CSCD ACCOUNT	89,470.46	38.24	92,689.57	66.12	98,377.21	87.32		
25) CAPITAL PROJECTS 2003	431,986.12	184.63	432,162.84	308.31	432,479.96	383.89		
26) SO FEDERAL FORFEITURE	469,393.60	200.61	509,692.93	363.62	594,337.57	527.56		
27) DISTRICT CLERK RMPF	167,294.25	71.50	170,861.31	121.89	172,851.01	153.43		
28) TAX OFFICE ESCROW	0.00	0.00	0.00	0.00	0.00	0.00		
29) DA SEIZURE FUND	123,485.75	52.78	124,292.27	88.67	124,383.48	110.41		
30) CA FEDERAL FORFEITURE FUND	86,329.08	36.90	86,364.40	61.61	86,427.77	76.72		
31) TAX PAYER ACH	597.56	0.26	208.11	0.15	2,284.54	2.03		
32) AMERICAN RESCUE PLAN ACT (ARPA)	416,803.96	178.14	416,974.46	297.47	417,280.43	370.40		
33) RETAINAGE FUND	1,530,195.38	654.00	1,656,946.95	1,182.08	1,751,650.16	1,554.84		
34) DISTRICT COURT CONSTRUCTION	1,835,565.07	784.52	1,402,464.02	1,000.52	1,099,561.66	976.02		
TOTAL	35,365,477.05	15,845.08	32,629,143.07	23,308.15	32,964,421.94	29,621.70		



* interest fees transferred into Depository Funds at the end of each month
 APR. INT. RATE: .52% MAY INT. RATE: .84% JUN INT. RATE: 1.25%

DEPOSITORY INTEREST ACCOUNT DESCRIPTIONS

- 1) **Juvenile Fund** - \$5.00 Court Fee, run through Agency
- 2) **Juvenile Probation State Fund** - State grant money received monthly
- 3) **Juvenile IV-E Fund** - Federal grant money, reimbursements of claims submitted
- 4) **Juvenile Probation** - County funding (county contribution), quarterly
- 5) **Disbursement Account** - Wash account for all checks paid through the county, at the end of the month this should equal zero. Interest is transferred to the General Fund

- 6) **Insurance Account** - insurance payroll deductions, Potter-Randall Appraisal District, claim reimbursements

- 7) **County Attorney Hot Check Fund** - Agency Fund accounts for collection fees on "insufficient funds" checks in a capacity of agent for the County Attorney. Interest is transferred to the General Fund

- 8) **District Attorney Hot Check Fund** - Agency Fund accounts for collection fees on "insufficient funds" checks in a capacity of agent for the District Attorney. Interest is transferred to the General Fund

- 9) **District Attorney Forfeiture Release** - Agency Fund accounts for the holding of seized funds from District Court cases prior to the case being closed and the funds released

- 10) **General Operating Fund** - Account for the revenues and expenditures necessary to carry out basic governmental activities. Revenues are recorded by source, i.e., taxes, licenses, fines, fees, etc. Expenditures are recorded first by function and then by department, expenditures are made primarily for current day-to-day operating expenses and operating equipment

- 11) **County Clerk Records Management & Preservation** - accounts for revenues derived from the records management and preservation fees collected by the County Clerk on all recorded documents. The revenues are to be used for specific records preservation and automation projects by and for the County Clerk's Office

- 12) **Election Fund** - accounts for revenues from local political parties. The revenues are to be used to pay only those expenses related to elections

- 13) **Voter Registration Fund** - accounts for the allocation from the State of Texas. The revenues are to be used to pay only those expenses related to voter registration

- 14) **Interest & Sinking Account** - accounts for the accumulation of resources for and the payment of general long-term debt principal and interest

- 15) **Detention Ctr. Commissary Account** - accounts for proceeds from sale of commissary items at detention center

- 16) **Tax Ofc State & County Taxes** - Collection of taxes, court costs, misc. fees, beer & wine, liquor, tax certificates, trustee sale, excess proceeds, escrow taxes, attorney fees. Payment is disbursed to entities either daily or monthly. Interest is transferred to the General Fund

- 17) **Tax Ofc Credit Card Account** - Highway Department and Tax side of credit card collections. Holding account for Tax acct # 772968 and Highway acct # 772976. Collect: Tax and 3% surcharge. Disburse funds to each account after verification with bank statement. Interest is transferred to General Account

- 18) **Tax Ofc Highway Funds** - (New account opened 6/04) Collection of motor vehicles fees, i.e., registration, title fees, sales tax, county Road & Bridge fees, state Road & Bridge fees, Road & Bridge retainage, etc., collected for the state. Interest is transferred to General Account

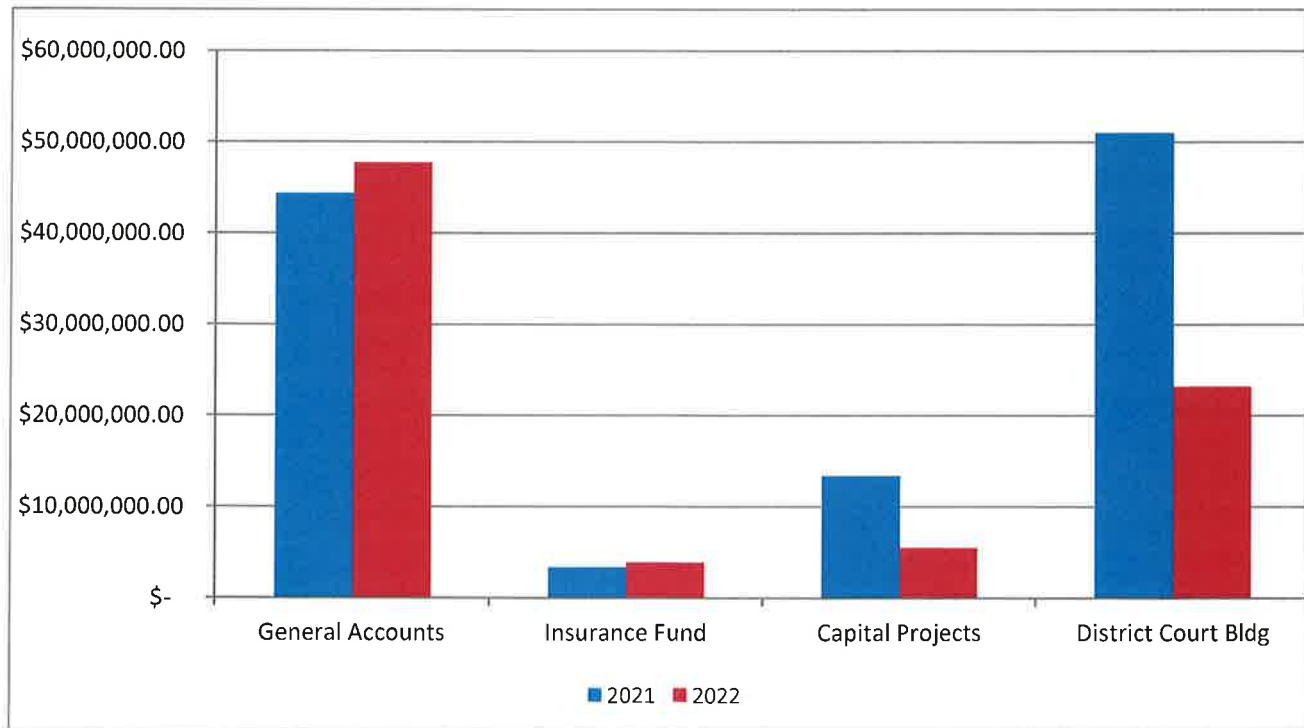
- 19) **Tax Ofc Veh Inventory Tax Escrow** - State fees collected through dealerships for Inventory Tax, monies collected is deposited to TexPool monthly. Interest remains in account and transferred to TexPool annually
- 20) **Local Law Enforcement Block Grant** - accounts for the grant monies received from the Bureau of Justice Assistance. These monies are to be used to underwrite projects to reduce crime and improve public safety
- 21) **Tax Ofc IRP Account** holding account for monies collected from the Texas Department of Transportation from other state registration offices for proportioned tax on semi-tractors to be disbursed as payments are received from State Comptroller's office
- 22) **CAD#1** - accounts for sales tax revenues and interest earned for the County Assistance District #1. A 2% sales tax rate was approved by voters on 11-7-17. Funds can be used as authorized by Chapter 387 of the Local Government Code.
- 23) **CSCD Judicial Fund** - accounts for monies received from probation fees and state funding. CSCD disbursement account. Interest remains in this account
- 24) **CSCD Account** - wash account for all court costs, fines and restitutions. Interest from account is transferred to the Judicial Account
- 25) **Capital Projects 2003 Fund** - accounts for the proceeds from certificates of obligation issued for constructing, renovating and improving county owned buildings, the purchase of land and right-of-way for authorized needs and purposes, and professional services relating to such projects
- 26) **SO Federal Forfeiture Fund** - accounts for Federal assets seized with a percentage given to the county, governed by the Department of Treasury
- 27) **District Clerk Records Management & Preservation Fund** - accounts for revenues derived from the records management and preservation fees collected by the District Clerk on all recorded documents
- 28) **Tax Office Property Tax Escrow** - prepayment of future taxes
- 29) **District Attorney Seizure Funds** - accounts for the holding of seized funds from cases prior to the case being closed and funds released
- 30) **CA Federal Forfeiture Fund** - seized funds that have been released to the County Attorney through a judgement in Court. Proceeds are to be used solely for the official purposes of that office after a budget for the expenditure of the proceeds has been submitted to the commissioners' court
- 31) **Potter County Tax Payer ACH Fund** - tax payers' wire transfer payments
- 32) **Potter County American Rescue Plan Act (ARPA)** - COVID Rescue Funds
- 33) **Retainage Fund** - Monies held until job completed
- 34) **District Court Construction Fund** - accounts for county funds and the proceeds from certificates of obligation issued during construction and professional services relating to such project



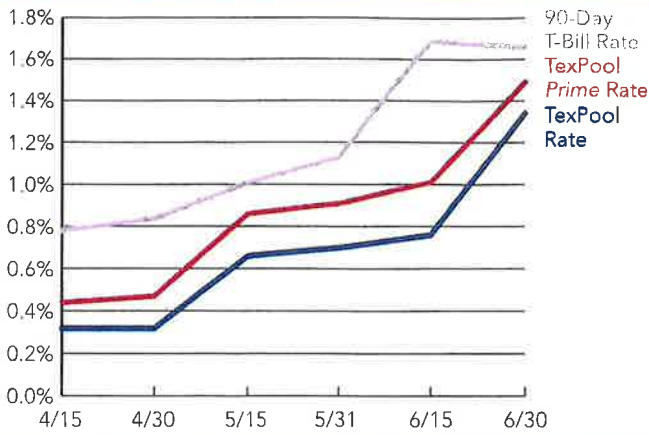
Potter County
 TexPool Investment Accounts
 for Third Quarter 2022



INVESTMENT COMPARISON OF June 30, 2021 TO June 30, 2022			
Texas Local Government Investment Pool TexPool		Balance as of June 30, 2021	Balance as of June 30, 2022
TexPool, TexPool Prime, Texas Class, Amarillo National Bank	General Accounts	\$ 44,368,705.82	\$ 47,738,230.03
TexPool, ANB, Texas Class	Insurance Fund	\$ 3,361,040.89	\$ 3,911,227.90
Texas Class, ANB, TexPool	Capital Projects	\$ 13,394,662.94	\$ 5,537,042.00
Texas Class	District Court Bldg	\$ 51,048,584.60	\$ 23,243,626.02



TexPool & TexPool Prime vs. 90-Day Treasury Bill



90-Day Treasury Bill is a short-term debt instrument backed by the national government. These are used to collect immediate cash to meet outstanding obligations.

Any private investor can invest in a Treasury bill. The 90-Day Treasury Bill is a weighted average rate of the weekly auctions of 90-Day Treasury Bills.

Past performance is no guarantee of future results.



We think the robust labor market, as well as strong state and local government balance sheets, means the economy is resilient enough that we might see a quarter of negative growth followed by one of positive growth in the second half of next year—not a full-blown recession. But things are dynamic and volatile.

As the Fed's quantitative tightening just began in June, the impact is negligible. We are disappointed that Treasury bills are not part of the strategy. They are being allowed to roll off the balance sheet only if the release of notes, bonds and MBS doesn't hit the target of \$47.5 billion exactly. That's unfortunate not just for investors but in general.

At the end of June, yields on 1-, 3-, 6- and 12-month U.S. Treasuries were 1.03%, 1.67%, 2.49% and 2.80%, respectively; the 1-, 3-, 6- and 12-month Bloomberg Short-Term Bank Yield Index rates (BSBY) were 1.62%, 2.24%, 2.87% and 3.54%, respectively; and the 1-, 3-, 6- and 12-month London interbank offered rates were 1.80%, 2.29%, 2.90% and 3.56%, respectively.

Performance as of June 30, 2022

	TexPool	TexPool Prime
Current Invested Balance	\$26,164,485,356	\$10,558,837,564
Weighted Average Maturity**	23 Days	18 Days
Weighted Average Life**	81 Days	54 Days
Net Asset Value	0.99960	0.99952
Total Number of Participants	2,723	461
Management Fee on Invested Balance	0.0450%	0.0550%
Interest Distributed	\$21,640,580.39	\$10,537,000.80
Management Fee Collected	\$699,495.33	\$416,963.05
Standard & Poor's Current Rating	AAAm	AAAm
Month Averages		
Average Invested Balance	\$26,307,496,939	\$10,668,273,692
Average Monthly Rate*	1.00%	1.20%
Average Weighted Average Maturity**	25	23
Average Weighted Average Life**	87	61

*This average monthly rate for TexPool Prime for each date may reflect a waiver of some portion or all of each of the management fees.

**See page 2 for definitions.

Past performance is no guarantee of future results.

Third Quarter 2022
Potter County

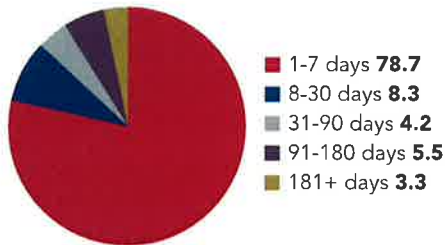
TexPool Investment Accounts

TEXPOOL SUMMARY		April 1, 2022 THROUGH June 30, 2022							Portfolio Value			
Texas Local Government Investment Pool	Month	Beginning Balance	Total Deposits	Total Withdrawals	Month To Date Interest	Year To Date Interest	Ending Balance	Market Value Apr. thru June, 2022	Share Price Apr. 1 thru June 30, 2022	Shares Owned Apr. 1 thru June 30, 2022	Market Value Apr. thru June 30, 2022	
	General Account	APR.	\$ 422,385.45	\$ -	\$ -	\$ 105.64	\$ 194.69	\$ 422,491.09	\$ 422,385.45	\$ 1.00	422,491,090	\$ 422,491.09
MAY		\$ 422,491.09	\$ -	\$ -	\$ 223.48	\$ 418.17	\$ 422,714.57	\$ 422,491.09	\$ 1.00	422,714,570	\$ 422,714.57	
JUN		\$ 422,714.57	\$ -	\$ -	\$ 347.87	\$ 766.04	\$ 423,062.44	\$ 422,714.57	\$ 1.00	423,062,440	\$ 423,062.44	
Capital Projects 2003	APR.	\$ 278,566.69	\$ -	\$ -	\$ 69.70	\$ 210.93	\$ 278,636.39	\$ 278,566.69	\$ 1.00	278,636,390	\$ 278,636.39	
	MAY	\$ 278,636.39	\$ -	\$ -	\$ 147.36	\$ 358.29	\$ 278,783.75	\$ 278,636.39	\$ 1.00	278,783,750	\$ 278,783.75	
	JUN	\$ 278,783.75	\$ -	\$ -	\$ 229.43	\$ 587.72	\$ 279,013.18	\$ 278,783.75	\$ 1.00	279,013,180	\$ 279,013.18	
Insurance Fund	APR.	\$ 32,586.76	\$ -	\$ -	\$ 8.15	\$ 15.04	\$ 32,594.91	\$ 32,586.76	\$ 1.00	32,594,910	\$ 32,594.91	
	MAY	\$ 32,594.91	\$ -	\$ -	\$ 17.22	\$ 32.26	\$ 32,612.13	\$ 32,594.91	\$ 1.00	32,612,130	\$ 32,612.13	
	JUN	\$ 32,612.13	\$ -	\$ -	\$ 26.87	\$ 59.13	\$ 32,639.00	\$ 32,612.13	\$ 1.00	32,639,000	\$ 32,639.00	

8

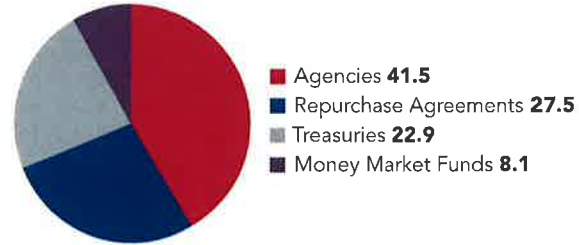
Portfolio by Maturity (%)

As of June 30, 2022



Portfolio by Type of Investment (%)

As of June 30, 2022



Portfolio Asset Summary as of June 30, 2022

	Book Value	Market Value
Uninvested Balance	\$1,363.05	\$1,363.05
Receivable for Investments Sold	0.00	0.00
Accrual of Interest Income	21,039,373.47	21,039,373.47
Interest and Management Fees Payable	-21,640,557.77	-21,640,557.77
Payable for Investments Purchased	0.00	0.00
Accrued Expenses & Taxes	-25,216.52	-25,216.52
Repurchase Agreements	7,202,408,000.00	7,202,408,000.00
Mutual Fund Investments	2,127,074,000.00	2,127,085,200.00
Government Securities	9,522,125,948.00	9,518,696,407.89
US Treasury Bills	3,693,502,612.61	3,689,330,629.20
US Treasury Notes	3,619,999,833.05	3,617,109,423.72
Total	\$26,164,485,355.89	\$26,154,004,623.05

Market value of collateral supporting the Repurchase Agreements is at least 102% of the Book Value. The portfolio is managed by Federated Investment Counseling and the assets are safe kept in a separate custodial account at State Street Bank in the name of TexPool. The only source of payment to the Participants is the assets of TexPool. There is no secondary source of payment for the pool such as insurance or State guarantee. Should you require a copy of the portfolio, please contact TexPool Participant Services.

Participant Summary

	Number of Participants	Balance
School District	600	\$7,772,457,188.19
Higher Education	60	\$1,232,499,729.38
County	196	\$3,215,752,358.65
Healthcare	90	\$1,394,998,367.05
Utility District	895	\$4,347,870,947.26
City	484	\$6,899,916,054.14
Emergency Districts	98	\$320,121,412.66
Economic Development Districts	84	\$173,999,663.53
Other	216	\$806,879,030.13

**Definition of Weighted Average Maturity and Weighted Average Life

WAM is the mean average of the periods of time remaining until the securities held in TexPool (a) are scheduled to be repaid, (b) would be repaid upon a demand by TexPool, or (c) are scheduled to have their interest rate readjusted to reflect current market rates. Securities with adjustable rates payable upon demand are treated as maturing on the earlier of the two dates set forth in (b) and (c) if their scheduled maturity is 397 days or less; and the later of the two dates set forth in (b) and (c) if their scheduled maturity is more than 397 days. The mean is weighted based on the percentage of the amortized cost of the portfolio invested in each period.

WAL is calculated in the same manner as WAM, but is based solely on the periods of time remaining until the securities held in TexPool (a) are scheduled to be repaid or (b) would be repaid upon a demand by TexPool, without reference to when interest rates of securities within TexPool are scheduled to be readjusted.



Daily Summary

Date	Money Mkt. Fund Equiv. (SEC Std.)	Dividend Factor	TexPool Invested Balance	NAV	WAM Days	WAL Days
4/1	0.2702%	0.000007402	\$27,332,320,330.53	0.99976	29	97
4/2	0.2702%	0.000007402	\$27,332,320,330.53	0.99976	29	97
4/3	0.2702%	0.000007402	\$27,332,320,330.53	0.99976	29	97
4/4	0.2762%	0.000007566	\$27,332,697,176.62	0.99973	27	95
4/5	0.2864%	0.000007847	\$27,394,577,259.45	0.99973	26	95
4/6	0.2838%	0.000007776	\$27,379,171,257.18	0.99973	28	97
4/7	0.2873%	0.000007872	\$27,386,738,107.84	0.99974	27	98
4/8	0.2906%	0.000007963	\$27,471,773,280.05	0.99974	29	99
4/9	0.2906%	0.000007963	\$27,471,773,280.05	0.99974	29	99
4/10	0.2906%	0.000007963	\$27,471,773,280.05	0.99974	29	99
4/11	0.2908%	0.000007967	\$27,481,649,264.48	0.99973	26	97
4/12	0.3070%	0.000008410	\$27,526,795,821.16	0.99976	26	99
4/13	0.3103%	0.000008502	\$27,459,274,963.72	0.99976	26	99
4/14	0.3151%	0.000008634	\$27,135,754,378.90	0.99974	27	100
4/15	0.3151%	0.000008634	\$27,135,754,378.90	0.99974	27	100
4/16	0.3151%	0.000008634	\$27,135,754,378.90	0.99974	27	100
4/17	0.3151%	0.000008634	\$27,135,754,378.90	0.99974	27	100
4/18	0.3124%	0.000008559	\$27,272,041,000.70	0.99972	24	96
4/19	0.3181%	0.000008716	\$27,181,267,821.47	0.99972	25	100
4/20	0.3171%	0.000008688	\$27,094,736,694.67	0.99973	24	100
4/21	0.3142%	0.000008609	\$27,119,805,851.52	0.99971	24	100
4/22	0.3112%	0.000008527	\$26,945,124,621.01	0.99969	26	102
4/23	0.3112%	0.000008527	\$26,945,124,621.01	0.99969	26	102
4/24	0.3112%	0.000008527	\$26,945,124,621.01	0.99969	26	102
4/25	0.3272%	0.000008965	\$27,067,891,185.38	0.99969	23	99
4/26	0.3294%	0.000009024	\$27,007,393,873.29	0.99971	23	99
4/27	0.3287%	0.000009005	\$26,935,514,899.38	0.99972	23	99
4/28	0.3202%	0.000008772	\$26,865,769,505.26	0.99973	23	98
4/29	0.3209%	0.000008791	\$26,686,291,199.96	0.99971	24	99
4/30	0.3209%	0.000008791	\$26,686,291,199.96	0.99971	24	99
Average:	0.3042%	0.000008336	\$27,188,952,643.08	0.99973	26	99



Daily Summary

Date	Money Mkt. Fund Equiv. (SEC Std.)	Dividend Factor	TexPool Invested Balance	NAV	WAM Days	WAL Days
5/1	0.3209%	0.000008791	\$26,686,291,199.96	0.99971	24	99
5/2	0.3282%	0.000008993	\$26,721,113,902.65	0.99972	22	95
5/3	0.3236%	0.000008865	\$26,749,907,699.92	0.99971	22	95
5/4	0.3305%	0.000009055	\$26,779,341,693.65	0.99971	22	95
5/5	0.4123%	0.000011296	\$26,933,106,444.34	0.99973	21	94
5/6	0.6406%	0.000017551	\$26,648,179,969.34	0.99974	22	94
5/7	0.6406%	0.000017551	\$26,648,179,969.34	0.99974	22	94
5/8	0.6406%	0.000017551	\$26,648,179,969.34	0.99974	22	94
5/9	0.6336%	0.000017359	\$26,552,367,695.53	0.99974	20	92
5/10	0.6405%	0.000017549	\$26,154,271,419.60	0.99974	21	93
5/11	0.6402%	0.000017539	\$26,106,387,490.90	0.99974	21	93
5/12	0.6523%	0.000017870	\$25,998,946,761.15	0.99975	20	93
5/13	0.6550%	0.000017946	\$26,137,115,435.18	0.99974	21	94
5/14	0.6550%	0.000017946	\$26,137,115,435.18	0.99974	21	94
5/15	0.6550%	0.000017946	\$26,137,115,435.18	0.99974	21	94
5/16	0.6764%	0.000018532	\$25,995,106,573.71	0.99973	21	93
5/17	0.6792%	0.000018608	\$25,969,460,405.71	0.99972	22	92
5/18	0.6861%	0.000018798	\$26,064,506,012.10	0.99973	22	92
5/19	0.6806%	0.000018647	\$26,054,847,987.47	0.99975	22	93
5/20	0.6850%	0.000018767	\$25,994,738,308.41	0.99976	23	93
5/21	0.6850%	0.000018767	\$25,994,738,308.41	0.99976	23	93
5/22	0.6850%	0.000018767	\$25,994,738,308.41	0.99976	23	93
5/23	0.6878%	0.000018845	\$25,869,010,549.74	0.99976	24	93
5/24	0.6883%	0.000018857	\$25,848,336,382.55	0.99979	24	93
5/25	0.7080%	0.000019398	\$26,060,476,934.71	0.99979	24	94
5/26	0.7154%	0.000019600	\$26,127,323,709.97	0.99980	24	94
5/27	0.7145%	0.000019576	\$25,955,824,946.20	0.99979	26	95
5/28	0.7145%	0.000019576	\$25,955,824,946.20	0.99979	26	95
5/29	0.7145%	0.000019576	\$25,955,824,946.20	0.99979	26	95
5/30	0.7145%	0.000019576	\$25,955,824,946.20	0.99979	26	95
5/31	0.7023%	0.000019242	\$26,022,107,080.93	0.99978	25	93
Average:	0.6228%	0.000017063	\$26,221,171,318.33	0.99975	23	94



Daily Summary

Date	Money Mkt. Fund Equiv. (SEC Std.)	Dividend Factor	TexPool Invested Balance	NAV	WAM Days	WAL Days
6/1	0.7228%	0.000019804	\$26,072,847,431.78	0.99979	26	93
6/2	0.7441%	0.000020385	\$26,093,090,566.13	0.99978	26	93
6/3	0.7353%	0.000020144	\$26,028,843,306.53	0.99977	28	94
6/4	0.7353%	0.000020144	\$26,028,843,306.53	0.99977	28	94
6/5	0.7353%	0.000020144	\$26,028,843,306.53	0.99977	28	94
6/6	0.7328%	0.000020077	\$25,966,445,127.43	0.99973	26	91
6/7	0.7412%	0.000020306	\$26,022,945,791.40	0.99976	26	91
6/8	0.7419%	0.000020326	\$26,167,161,149.37	0.99975	25	89
6/9	0.7188%	0.000019694	\$26,502,628,238.75	0.99971	25	88
6/10	0.7346%	0.000020126	\$26,690,650,501.14	0.99961	26	88
6/11	0.7346%	0.000020126	\$26,690,650,501.14	0.99961	26	88
6/12	0.7346%	0.000020126	\$26,690,650,501.14	0.99961	26	88
6/13	0.7505%	0.000020563	\$26,628,628,370.04	0.99945	24	86
6/14	0.7593%	0.000020802	\$26,483,978,653.21	0.99941	25	87
6/15	0.7596%	0.000020812	\$26,422,380,440.86	0.99944	25	88
6/16	0.9059%	0.000024818	\$26,203,282,842.84	0.99951	26	88
6/17	1.2712%	0.000034828	\$26,150,792,652.34	0.99952	27	89
6/18	1.2712%	0.000034828	\$26,150,792,652.34	0.99952	27	89
6/19	1.2712%	0.000034828	\$26,150,792,652.34	0.99952	27	89
6/20	1.2712%	0.000034828	\$26,150,792,652.34	0.99952	27	89
6/21	1.2679%	0.000034738	\$26,040,061,064.54	0.99950	24	84
6/22	1.2526%	0.000034317	\$25,970,630,725.42	0.99957	25	86
6/23	1.2868%	0.000035254	\$26,319,725,055.36	0.99958	24	84
6/24	1.2834%	0.000035163	\$26,628,779,389.46	0.99957	25	83
6/25	1.2834%	0.000035163	\$26,628,779,389.46	0.99957	25	83
6/26	1.2834%	0.000035163	\$26,628,779,389.46	0.99957	25	83
6/27	1.3029%	0.000035696	\$26,660,911,833.05	0.99956	23	82
6/28	1.3388%	0.000036679	\$26,473,264,469.81	0.99956	23	82
6/29	1.3254%	0.000036313	\$26,384,450,846.56	0.99957	23	81
6/30	1.3425%	0.000036782	\$26,164,485,355.89	0.99960	23	81
Average:	1.0013%	0.000027433	\$26,307,496,938.77	0.99961	25	87



Third Quarter 2022
Potter County

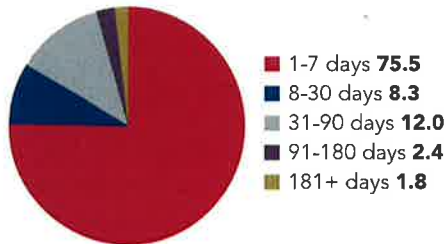
TexPool Prime Investment Accounts

TEXPOOL PRIME SUMMARY		APRIL 1 THROUGH JUNE 30, 2022										Portfolio Value			
		Month	Beginning Balance	Total Deposits	Total With-drawals	Month To Date Interest	Year To Date Interest	Ending Balance	Market Value Apr. thru June 30, 2022	Share Price Apr. 1, thru June 30, 2022	Shares Owned Apr. 1 thru June 30, 2022	Market Value Apr. 1 thru June 30, 2022			
Texas Local Government Investment Pool	APR	\$ 28,914,664.39	\$ -	\$ -	\$ 10,557.96	\$ 21,211.64	\$ 28,925,222.35	\$ 28,914,664.39	\$ 1.00	28,925,222.350	\$ 28,925,222.35				
	MAY	\$ 28,925,222.35	\$ -	\$ -	\$ 19,959.96	\$ 41,171.60	\$ 28,945,182.31	\$ 28,925,222.35	\$ 1.00	28,945,182.310	\$ 28,945,182.31				
	JUN	\$ 28,945,182.31	\$ -	\$ 7,000,000.00	\$ 24,498.75	\$ 65,670.35	\$ 21,969,681.06	\$ 28,945,182.31	\$ 1.00	21,969,681.060	\$ 21,969,681.06				
General Account															

TEXPOOL Prime

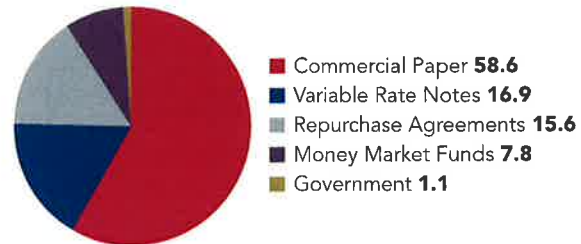
Portfolio by Maturity (%)

As of June 30, 2022



Portfolio by Type of Investment (%)

As of June 30, 2022



Portfolio Asset Summary as of June 30, 2022

	Book Value	Market Value
Uninvested Balance	\$60.94	\$60.94
Receivable for Investments Sold	0.00	0.00
Accrual of Interest Income	3,656,839.39	3,656,839.39
Interest and Management Fees Payable	-10,537,003.43	-10,537,003.43
Payable for Investments Purchased	0.00	0.00
Accrued Expenses & Taxes	-13,633.98	-13,633.98
Repurchase Agreements	1,645,271,000.00	1,645,271,000.00
Commercial Paper	6,187,799,547.19	6,183,776,258.20
Mutual Fund Investments	830,153,483.22	829,943,055.05
Government Securities	117,507,823.12	117,735,815.45
Variable Rate Notes	1,784,999,447.52	1,783,885,800.00
Total	\$10,558,837,563.97	\$10,553,718,191.62

Market value of collateral supporting the Repurchase Agreements is at least 102% of the Book Value. The portfolio is managed by Federated Investment Counseling and the assets are safe kept in a separate custodial account at State Street Bank in the name of TexPool Prime. The assets of TexPool Prime are the only source of payments to the Participants. There is no secondary source of payment for the pool such as insurance or State guarantee. Should you require a copy of the portfolio, please contact TexPool Participant Services

Participant Summary

	Number of Participants	Balance
School District	132	\$3,396,661,960.96
Higher Education	19	\$662,949,922.77
County	49	\$837,131,552.29
Healthcare	18	\$409,916,767.42
Utility District	50	\$533,937,377.61
City	90	\$2,406,848,755.91
Emergency Districts	21	\$47,759,042.81
Economic Development Districts	16	\$25,063,138.72
Other	66	\$2,238,474,197.91



TEXPOOL Prime

Daily Summary

Date	Money Mkt. Fund Equiv. (SEC Std.)	Dividend Factor	TexPool Prime Invested Balance	NAV	WAM Days	WAL Days
4/1	0.4180%	0.000011452	\$11,193,626,079.57	0.99967	23	61
4/2	0.4180%	0.000011452	\$11,193,626,079.57	0.99967	23	61
4/3	0.4180%	0.000011452	\$11,193,626,079.57	0.99967	23	61
4/4	0.4301%	0.000011784	\$11,382,379,024.59	0.99972	21	59
4/5	0.4320%	0.000011836	\$11,359,202,470.89	0.99973	22	59
4/6	0.4358%	0.000011940	\$11,421,884,893.08	0.99974	22	59
4/7	0.4356%	0.000011935	\$11,374,769,648.32	0.99974	22	62
4/8	0.4412%	0.000012088	\$11,399,779,183.36	0.99972	23	62
4/9	0.4412%	0.000012088	\$11,399,779,183.36	0.99972	23	62
4/10	0.4412%	0.000012088	\$11,399,779,183.36	0.99972	23	62
4/11	0.4417%	0.000012100	\$11,518,347,073.09	0.99975	22	61
4/12	0.4390%	0.000012028	\$11,477,295,212.05	0.99976	21	60
4/13	0.4407%	0.000012073	\$11,502,639,470.49	0.99976	21	60
4/14	0.4417%	0.000012101	\$11,257,087,434.29	0.99973	22	62
4/15	0.4417%	0.000012101	\$11,257,087,434.29	0.99973	22	62
4/16	0.4417%	0.000012101	\$11,257,087,434.29	0.99973	22	62
4/17	0.4417%	0.000012101	\$11,257,087,434.29	0.99973	22	62
4/18	0.4421%	0.000012113	\$11,302,121,468.81	0.99977	19	58
4/19	0.4406%	0.000012071	\$11,258,474,662.30	0.99977	20	58
4/20	0.4448%	0.000012185	\$11,213,568,468.38	0.99977	21	59
4/21	0.4535%	0.000012425	\$11,160,958,227.47	0.99976	21	60
4/22	0.4505%	0.000012342	\$11,090,040,856.31	0.99971	22	60
4/23	0.4505%	0.000012342	\$11,090,040,856.31	0.99971	22	60
4/24	0.4505%	0.000012342	\$11,090,040,856.31	0.99971	22	60
4/25	0.4539%	0.000012435	\$11,093,174,224.02	0.99973	19	56
4/26	0.4648%	0.000012735	\$11,117,010,145.17	0.99974	19	55
4/27	0.4683%	0.000012830	\$11,079,974,205.82	0.99974	19	56
4/28	0.4641%	0.000012714	\$11,170,276,900.11	0.99975	19	56
4/29	0.4725%	0.000012944	\$11,093,562,421.49	0.99970	19	56
4/30	0.4725%	0.000012944	\$11,093,562,421.49	0.99970	19	56
Average:	0.4443%	0.000012171	\$11,256,596,301.08	0.99973	21	60



TEXPOOL *Prime*

Daily Summary

Date	Money Mkt. Fund Equiv. (SEC Std.)	Dividend Factor	TexPool Prime Invested Balance	NAV	WAM Days	WAL Days
5/1	0.4725%	0.000012944	\$11,093,562,421.49	0.99970	19	56
5/2	0.4784%	0.000013108	\$11,032,374,624.30	0.99970	17	54
5/3	0.4814%	0.000013189	\$10,889,890,600.35	0.99970	17	57
5/4	0.5316%	0.000014564	\$10,807,687,211.16	0.99968	18	58
5/5	0.6486%	0.000017771	\$10,747,437,932.84	0.99969	20	61
5/6	0.7633%	0.000020911	\$10,840,794,096.32	0.99968	22	62
5/7	0.7633%	0.000020911	\$10,840,794,096.32	0.99968	22	62
5/8	0.7633%	0.000020911	\$10,840,794,096.32	0.99968	22	62
5/9	0.8768%	0.000024023	\$10,863,709,272.42	0.99973	20	60
5/10	0.8593%	0.000023543	\$10,863,522,289.39	0.99974	21	61
5/11	0.8467%	0.000023198	\$10,904,091,617.65	0.99974	20	60
5/12	0.8568%	0.000023475	\$10,862,638,002.65	0.99974	21	61
5/13	0.8575%	0.000023492	\$10,825,997,281.72	0.99970	21	60
5/14	0.8575%	0.000023492	\$10,825,997,281.72	0.99970	21	60
5/15	0.8575%	0.000023492	\$10,825,997,281.72	0.99970	21	60
5/16	0.8608%	0.000023583	\$10,773,001,551.25	0.99974	19	58
5/17	0.8702%	0.000023841	\$10,755,459,027.46	0.99975	20	59
5/18	0.8756%	0.000023989	\$10,829,862,665.85	0.99975	20	61
5/19	0.8833%	0.000024200	\$10,802,201,862.94	0.99974	21	62
5/20	0.8837%	0.000024210	\$10,721,565,463.46	0.99971	21	62
5/21	0.8837%	0.000024210	\$10,721,565,463.46	0.99971	21	62
5/22	0.8837%	0.000024210	\$10,721,565,463.46	0.99971	21	62
5/23	0.8800%	0.000024073	\$10,637,552,318.25	0.99975	19	60
5/24	0.8849%	0.000024245	\$10,666,262,957.23	0.99975	19	59
5/25	0.8878%	0.000024324	\$10,684,032,418.31	0.99976	19	59
5/26	0.9016%	0.000024700	\$10,685,983,896.88	0.99976	21	61
5/27	0.9166%	0.000025113	\$10,587,841,801.45	0.99972	23	62
5/28	0.9166%	0.000025113	\$10,587,841,801.45	0.99972	23	62
5/29	0.9166%	0.000025113	\$10,587,841,801.45	0.99972	23	62
5/30	0.9166%	0.000025113	\$10,587,841,801.45	0.99972	23	62
5/31	0.9122%	0.000024992	\$10,635,158,204.25	0.99978	20	58
Average:	0.8125%	0.000022260	\$10,775,834,406.61	0.99972	20	60



TEXPOOL Prime

Daily Summary

Date	Money Mkt. Fund Equiv. (SEC Std.)	Dividend Factor	TexPool Prime Invested Balance	NAV	WAM Days	WAL Days
6/1	0.9343%	0.000025597	\$10,615,525,237.78	0.99978	24	63
6/2	0.9541%	0.000026141	\$10,639,432,603.69	0.99978	25	63
6/3	0.9652%	0.000026443	\$10,597,963,590.41	0.99973	26	65
6/4	0.9652%	0.000026443	\$10,597,963,590.41	0.99973	26	65
6/5	0.9652%	0.000026443	\$10,597,963,590.41	0.99973	26	65
6/6	0.9723%	0.000026638	\$10,840,566,676.29	0.99978	24	62
6/7	0.9668%	0.000026488	\$10,782,799,614.56	0.99978	24	62
6/8	0.9707%	0.000026594	\$10,763,580,402.15	0.99978	23	60
6/9	0.9657%	0.000026458	\$10,754,344,682.56	0.99976	24	63
6/10	0.9786%	0.000026812	\$10,777,023,663.92	0.99971	24	64
6/11	0.9786%	0.000026812	\$10,777,023,663.92	0.99971	24	64
6/12	0.9786%	0.000026812	\$10,777,023,663.92	0.99971	24	64
6/13	0.9879%	0.000027065	\$10,795,501,463.48	0.99972	22	61
6/14	1.0010%	0.000027426	\$10,746,305,385.53	0.99964	22	61
6/15	1.0093%	0.000027653	\$10,757,558,685.30	0.99952	23	61
6/16	1.2027%	0.000032950	\$10,768,669,675.82	0.99950	23	61
6/17	1.3727%	0.000037609	\$10,680,966,387.60	0.99943	24	62
6/18	1.3727%	0.000037609	\$10,680,966,387.60	0.99943	24	62
6/19	1.3727%	0.000037609	\$10,680,966,387.60	0.99943	24	62
6/20	1.3727%	0.000037609	\$10,680,966,387.60	0.99943	24	62
6/21	1.5312%	0.000041951	\$10,672,215,063.24	0.99954	21	59
6/22	1.4764%	0.000040450	\$10,626,562,433.45	0.99954	21	59
6/23	1.4739%	0.000040382	\$10,577,545,276.29	0.99953	21	59
6/24	1.4659%	0.000040161	\$10,564,582,884.99	0.99947	22	58
6/25	1.4659%	0.000040161	\$10,564,582,884.99	0.99947	22	58
6/26	1.4659%	0.000040161	\$10,564,582,884.99	0.99947	22	58
6/27	1.4718%	0.000040323	\$10,523,546,779.90	0.99955	20	57
6/28	1.4864%	0.000040724	\$10,549,754,314.42	0.99952	19	56
6/29	1.4822%	0.000040608	\$10,532,888,943.20	0.99953	19	55
6/30	1.4853%	0.000040693	\$10,558,837,563.97	0.99952	18	54
Average:	1.2031%	0.000032961	\$10,668,273,692.33	0.99961	23	61



Third Quarter 2022
Potter County

Texas Class Investment Accounts

TEXAS CLASS SUMMARY		APRIL 1 THROUGH JUNE 30, 2022									
Texas Local Government Investment Pool	Month	Beginning Balance	Total Deposits	Total Withdrawals	Month To Date Interest	Year To Date Interest	Average Daily Balance	Month End Balance	Average Monthly Yield		
	General Account	APR	\$ 2,046,431.01			\$ 794.02	\$ 2,075.72	\$ 2,046,839.99	\$ 2,047,225.03	0.47%	
MAY		\$ 2,047,225.03	\$ -	\$ -	\$ 1,414.01	\$ 3,489.70	\$ 2,047,923.64	\$ 2,048,639.04	0.81%		
JUN		\$ 2,048,639.04	\$ -	\$ -	\$ 1,950.16	\$ 5,439.89	\$ 2,049,584.65	\$ 2,050,589.20	1.16%		
Insurance Fund	APR	\$ 902.53	\$ -	\$ -	\$ 0.33	\$ 0.64	\$ 902.70	\$ 902.70	0.47%		
	MAY	\$ 902.86	\$ -	\$ -	\$ 0.59	\$ 1.23	\$ 903.15	\$ 903.45	0.81%		
	JUN	\$ 903.45	\$ -	\$ -	\$ 0.83	\$ 2.06	\$ 903.84	\$ 904.28	1.16%		
JUN MAU District Court Const.	APR	\$ 28,103,793.75	\$ -	\$ 2,000,000.00	\$ 10,222.65	\$ 22,729.01	\$ 26,375,769.23	\$ 26,114,016.40	0.47%		
	MAY	\$ 26,114,016.40	\$ -	\$ 2,000,000.00	\$ 16,712.71	\$ 39,441.72	\$ 24,251,333.20	\$ 21,430,729.11	0.81%		
	JUN	\$ 24,130,729.11	\$ -	\$ 2,000,000.00	\$ 21,431.59	\$ 60,873.31	\$ 22,541,280.53	\$ 22,152,160.70	1.16%		
Capital Projects	APR	\$ 4,815,393.22	\$ -	\$ -	\$ 1,866.39	\$ 4,162.65	\$ 4,816,355.60	\$ 4,817,261.61	0.47%		
	MAY	\$ 4,817,261.61	\$ -	\$ -	\$ 3,327.27	\$ 7,489.92	\$ 4,818,905.51	\$ 4,820,588.88	0.81%		
	JUN	\$ 4,820,588.88	\$ -	\$ -	\$ 4,588.88	\$ 12,078.80	\$ 4,822,814.66	\$ 4,825,177.76	1.16%		
American Rescue (ARPA)	APR	\$ 11,004,359.55	\$ -	\$ -	\$ 4,269.71	\$ 8,629.26	\$ 11,006,558.78	\$ 11,008,629.26	0.47%		
	MAY	\$ 11,008,629.26	\$ -	\$ -	\$ 7,603.69	\$ 16,232.85	\$ 11,012,385.96	\$ 11,016,232.85	0.81%		
	JUN	\$ 11,016,232.80	\$ -	\$ -	\$ 10,486.70	\$ 26,719.55	\$ 11,021,319.31	\$ 11,026,719.55	1.16%		



Texas CLASS

Texas CLASS

Date	Dividend Rate	Daily Yield
04/01/2022	0.000035340	0.4300%
04/02/2022	0.000000000	0.4300%
04/03/2022	0.000000000	0.4300%
04/04/2022	0.000011777	0.4299%
04/05/2022	0.000011942	0.4359%
04/06/2022	0.000012016	0.4386%
04/07/2022	0.000012207	0.4455%
04/08/2022	0.000036261	0.4412%
04/09/2022	0.000000000	0.4412%
04/10/2022	0.000000000	0.4412%
04/11/2022	0.000012264	0.4476%
04/12/2022	0.000012233	0.4465%
04/13/2022	0.000012668	0.4624%
04/14/2022	0.000051012	0.4655%
04/15/2022	0.000000000	0.4655%
04/16/2022	0.000000000	0.4655%
04/17/2022	0.000000000	0.4655%
04/18/2022	0.000013000	0.4745%
04/19/2022	0.000013714	0.5006%
04/20/2022	0.000013987	0.5105%
04/21/2022	0.000014023	0.5118%
04/22/2022	0.000041172	0.5010%
04/23/2022	0.000000000	0.5009%
04/24/2022	0.000000000	0.5009%
04/25/2022	0.000013784	0.5027%
04/26/2022	0.000013935	0.5086%
04/27/2022	0.000014022	0.5118%
04/28/2022	0.000014085	0.5141%
04/29/2022	0.000028492	0.5200%
04/30/2022	0.000000000	0.5200%

Performance results are shown net of all fees and expenses and reflect the reinvestment of dividends and other earnings. Many factors affect performance including changes in market conditions and interest rates and in response to other economic, political, or financial developments. Investment involves risk including the possible loss of principal. No assurance can be given that the performance objectives of a given strategy will be achieved. **Past performance is no guarantee of future results. Any financial and/or investment decision may incur losses.**



Daily Rates

May 31, 2022

Texas CLASS

Texas CLASS

Date	Dividend Rate	Daily Yield
05/01/2022	0.00000000	0.5200%
05/02/2022	0.00014384	0.5250%
05/03/2022	0.00014777	0.5394%
05/04/2022	0.00015030	0.5486%
05/05/2022	0.00016167	0.5901%
05/06/2022	0.00061023	0.7425%
05/07/2022	0.00000000	0.7425%
05/08/2022	0.00000000	0.7425%
05/09/2022	0.00021713	0.7925%
05/10/2022	0.00022533	0.8224%
05/11/2022	0.00022851	0.8340%
05/12/2022	0.00023285	0.8499%
05/13/2022	0.00071433	0.8691%
05/14/2022	0.00000000	0.8691%
05/15/2022	0.00000000	0.8691%
05/16/2022	0.00023850	0.8706%
05/17/2022	0.00024217	0.8839%
05/18/2022	0.00024336	0.8882%
05/19/2022	0.00024220	0.8840%
05/20/2022	0.00072450	0.8815%
05/21/2022	0.00000000	0.8815%
05/22/2022	0.00000000	0.8815%
05/23/2022	0.00024356	0.8890%
05/24/2022	0.00024244	0.8849%
05/25/2022	0.00024582	0.8973%
05/26/2022	0.00024835	0.9065%
05/27/2022	0.00100728	0.9191%
05/28/2022	0.00000000	0.9192%
05/29/2022	0.00000000	0.9192%
05/30/2022	0.00000000	0.9192%
05/31/2022	0.00025212	0.9202%

Performance results are shown net of all fees and expenses and reflect the reinvestment of dividends and other earnings. Many factors affect performance including changes in market conditions and interest rates and in response to other economic, political, or financial developments. Investment involves risk including the possible loss of principal. No assurance can be given that the performance objectives of a given strategy will be achieved. **Past performance is no guarantee of future results. Any financial and/or investment decision may incur losses.**

Tel: (800) 707-6242

<https://www.texasclass.com/>



Texas CLASS

Texas CLASS

Date	Dividend Rate	Daily Yield
06/01/2022	0.000025702	0.9381%
06/02/2022	0.000025976	0.9481%
06/03/2022	0.000078237	0.9519%
06/04/2022	0.000000000	0.9519%
06/05/2022	0.000000000	0.9519%
06/06/2022	0.000025985	0.9485%
06/07/2022	0.000026258	0.9584%
06/08/2022	0.000027007	0.9857%
06/09/2022	0.000027165	0.9915%
06/10/2022	0.000081264	0.9887%
06/11/2022	0.000000000	0.9887%
06/12/2022	0.000000000	0.9887%
06/13/2022	0.000026971	0.9845%
06/14/2022	0.000026938	0.9833%
06/15/2022	0.000026633	0.9721%
06/16/2022	0.000028169	1.0282%
06/17/2022	0.000136304	1.2438%
06/18/2022	0.000000000	1.2438%
06/19/2022	0.000000000	1.2438%
06/20/2022	0.000000000	1.2438%
06/21/2022	0.000037032	1.3517%
06/22/2022	0.000037672	1.3749%
06/23/2022	0.000038341	1.3994%
06/24/2022	0.000116385	1.4160%
06/25/2022	0.000000000	1.4160%
06/26/2022	0.000000000	1.4160%
06/27/2022	0.000039181	1.4302%
06/28/2022	0.000039722	1.4499%
06/29/2022	0.000040091	1.4633%
06/30/2022	0.000040478	1.4774%

Performance results are shown net of all fees and expenses and reflect the reinvestment of dividends and other earnings. Many factors affect performance including changes in market conditions and interest rates and in response to other economic, political, or financial developments. Investment involves risk including the possible loss of principal. No assurance can be given that the performance objectives of a given strategy will be achieved. **Past performance is no guarantee of future results. Any financial and/or investment decision may incur losses.**

Third Quarter 2022
Potter County

Certificate of Deposit Investment Accounts

AMARILLO NATIONAL BANK - CERTIFICATE OF DEPOSIT ACCOUNT REGISTRY SERVICE (CDARS)

CERTIFICATE OF DEPOSIT ACCOUNT REGISTRY SERV.								
Certificate of Deposit General	Month	Principal Amount	Monthly Pledge Report	Interest Rate	Maturity Date	Interest Payment Frequency	Certificate of Deposit Term	
	Potter County General	2/3/2022	\$ 10,000,000.00	FDIC	0.35%	5-May-22	At Maturity	13-Week Public Fund CD
Interest Earned:		8,729.58						
Certificate of Deposit General	Month	Principal Amount	Monthly Pledge Report	Interest Rate	Maturity Date	Interest Payment Frequency	Certificate of Deposit Term	
	Potter County General	5/05/2022	\$ 10,008,729.58	FDIC	0.89%	4-Aug-22	At Maturity	13-Week Public Fund CD
Interest Earned:								
Certificate of Deposit General	Month	Principal Amount	Monthly Pledge Report	Interest Rate	Maturity Date	Interest Payment Frequency	Certificate of Deposit Term	
	Potter County General	3/31/2022	\$ 10,017,466.78	FDIC	0.57%	30-Jun-22	At Maturity	13-Week Public Fund CD
Interest Earned:		14,245.38						
Certificate of Deposit General	Month	Principal Amount	Monthly Pledge Report	Interest Rate	Maturity Date	Interest Payment Frequency	Certificate of Deposit Term	
	Potter County General	6/30/2022	\$ 10,031,712.16	FDIC	1.56%	29-Sep-22	At Maturity	13-Week Public Fund CD
Interest Earned:								